

# Inter Faith Week

## Aim:

- To learn about Inter Faith Week.
- To learn facts about major world religions.
- To learn about discrimination.

## You will need:

- KS1 Inter Faith Week Assembly PowerPoint
- **Optional ideas:**
  - Islamic prayer mat
  - A selection of different Bibles

---

### Slide 1: Title Slide

Say: **Welcome to our Inter Faith Week assembly.**

**Does anyone know what these symbols represent?**

**Let's have a look at the aims of our special assembly today...**

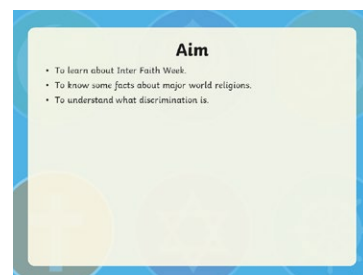


---

### Slide 2: Aims

Read out the aims to the children.

You may like to ask children to guess what Inter Faith Week might celebrate.



---

### Slide 3: What Is Inter Faith Week?

Read the slide.

**The week celebrates diversity (our differences).**



---

### Slide 4: It's Good To Be Different

Read the slide.

**Just imagine if everyone looked exactly the same, had the same thoughts and acted in the same way. What would that be like?**

Give children time to talk quietly with the person next to them/give them some independent thinking time, then share answers.



## Slide 5: Fascinating Religious Facts – Sikhism

Read the slide.

Do any of you care about others? Do you give to charity?

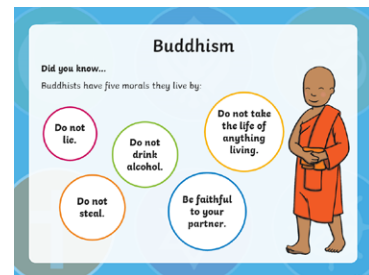
Inter Faith Week is a chance to learn about other religions and to see how we are all the same in many ways.



## Slide 6: Fascinating Religious Facts – Buddhism

### What does the word 'morals' mean?

Read the information on the slide.




## Slide 7: Fascinating Religious Facts – Islam

Read the information on the slide.

Do you know when the five times Muslims pray are? Explain to the children that Muslims pray before sunrise, at lunchtime, at the end of the afternoon, just before sunset and between sunset and midnight.

What do Muslims sit on to pray?

You may like to show children an example of a prayer mat.



## Slide 8: Fascinating Religious Facts – Judaism

Watch the video.

Disclaimer: Please check the content in this link, including any comments, is suitable for your educational environment before showing. Please do not let the next video automatically play at the end of the clip. Twinkl accepts no responsibility for the content of third party websites.

What was special about the kitchen in this house?

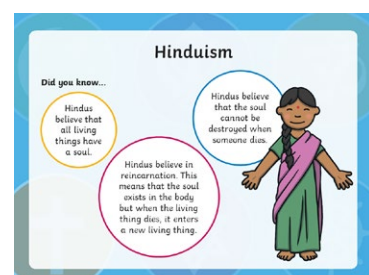
You might also like to give children thinking time, then choose someone to share one thing they learned from the video.



## Slide 9: Fascinating Religious Facts – Hinduism

Read the information on the slide.

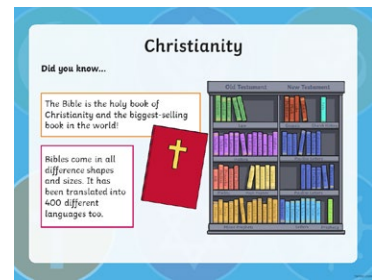
Karma is the good or bad things someone does in their life. Hindus believe it affects which living thing the soul will be reborn into. For example, Hindus believe it is possible for a human soul to be reborn as a cat!



## Slide 10: Fascinating Religious Facts - Christianity

Read the information on the slide.

You may like to show children a wide selection of different Bibles, e.g. some with very small text/children's bibles with illustrations.



## Slide 11: Discrimination

Having introduced the title of the slide, ask children to have a go at saying this word.

You might like to ask children how many syllables it has.

Read the definition on the slide.

**What would you do if you saw or heard someone being unkind about someone else's beliefs at our school?**

Give children some thinking time, then share ideas.



## Slide 12: Reflection

Give children thinking time, then ask them to share with the person next to them, the most interesting fact they've learned today. You may then like to share these ideas before reading the slide.

