



At the moment we know that school reading books are being kept at home for up to one week. There are so many learning opportunities from just one reading book. These ideas are suitable for EYFS and Key Stage 1.

We expect your child to be doing 10 minutes reading every day.

Reading at home




Make it special

- A quiet space – snuggle up
- A time to laugh and talk together
- Hot chocolate and a blanket




- Engage in a “book walk” with your child. This means **before** reading use the pictures to tell the story.
- “Take the bugs out” – if there are tricky words or phrases practise them! The names of characters can sound strange – practise them! Roll them over your tongue.
- Chat about what you think might happen in the book. Be detectives... foster a sense of excitement and suspense!
- The pictures in the book are crucial – use them! Never cover them up!

Day 1: The New Book

- 
- A large green circular graphic on the left side of the page, featuring two overlapping speech bubbles in the center. The graphic has a textured, brush-stroke-like edge.
- Today your child will be ready to have a go at reading on their own.
 - Your job will be to **prompt and praise**.
 - “Look at the first sound” “Get your mouth ready for a ...” “Point at the words.”
 - If your child goes quiet you could take over with the reading and let your child join in when they are ready. Remember we want this to be a lovely time for both of you.

Day 2: Revisit – have a go




- You know your child – by today your child might be ready to fly! Or your child may need extra practice. If so, today’s ideas will help...
- Today is all about **fluency**. The prompts you’ll be using are: “make your reading sound like talking” “make your reading smooth.”

Day 3: Bridge to independence



- You may also chat about the book: likes and dislikes, the characters; (the goodies and the baddies!) where the story is taking place, what might happen when this story ends...

Day 3: Bridge to independence



- Encourage your child to read their book entirely independently to you today. Make it fun! Record it on your mobile. Have them listen to it back – is their reading smooth?
- Use today to talk about the book. Can you **summarise** the story in just 3 sentences?
- Can you **connect** something that happens in the story to something that has happened in your life? How did it make you feel?

Day 4: Comprehension



**KEEP
CALM
AND
LOVE
BOOKS**