

Alternative Home Learning for week beginning 08.06.20

Use these activities only if you are finding the Oak Academy isn't right for you and your style of learning. If you decide to use this pack instead of the Oak Academy then you might find some of the tasks are different. You will be covering similar topics but it might be done in a slightly different order and with different tasks.

Task for Friday

Reading	Login to your Bug Club account. Read one of the books you have been allocated and answer the bug questions.
Spelling Task	Complete the questions on past and present tense. This should be a recap of some work we completed before the half term holiday.
Maths Task	Today we are continuing with equivalent fractions. Have a look at the lesson notes to find out the skills you need to use to complete the pages in the workbook. Complete page 98 in your Maths No Problem workbook.
Writing Task	'Think and Write' follow the instructions to describe a picture.
Times Table Rock Stars	Spend 15 minutes practising your times tables.

Finding Equivalent Fractions

Lesson 8

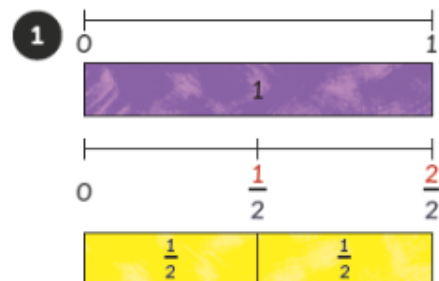
In Focus

Fold the paper strips to show halves, quarters and eighths.

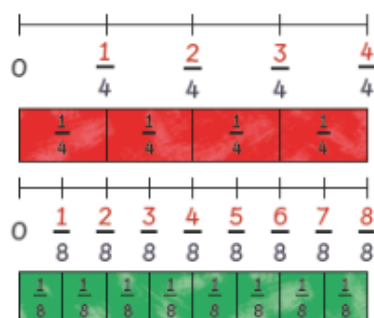
Can you also show sixths?



Let's Learn



We can show fractions on a number line.



What are the equivalent fractions of $\frac{1}{4}$?



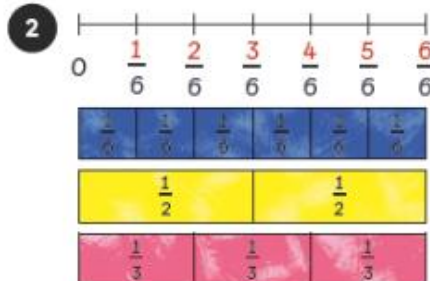
$$\frac{3}{4} = \square$$



$$\frac{1}{2} = \frac{2}{4} = \frac{4}{8}$$

$\frac{1}{2}$, $\frac{2}{4}$ and $\frac{4}{8}$ are equivalent fractions.

They are equal.



$$\frac{1}{2} = \frac{\square}{6}$$

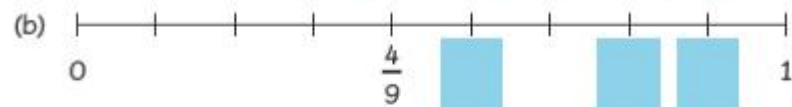

$$\frac{1}{3} = \frac{\square}{6}$$



Can you name more pairs of equivalent fractions?

Guided Practice

1 Complete each of the following number lines.



2 Show these numbers on the number line.


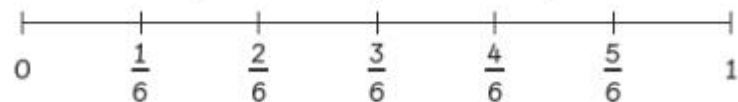
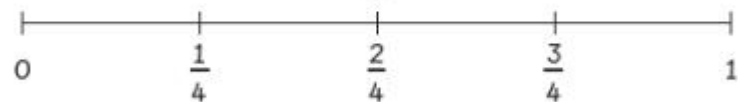
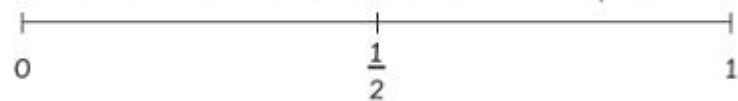


(a) $\frac{5}{8}$

(b) $\frac{3}{4}$

(c) $\frac{1}{2}$

3 Use the number lines to find fractions that are equal.



(a) $\frac{1}{3} = \square$

(b) $\frac{1}{2} = \square = \square$

Past and Present Tense

1. Put an 'X' in the correct tense for each sentence.

	Sentence	Simple Past	Simple Present
A.	Jack places his homework confidently on his teacher's desk and then sits quietly on the carpet.		
B.	The robber fell over the chair and hurt his knee.		
C.	He raced through the long grass so he arrived home in time for tea.		

2. Select the correct form of each verb for the sentences.

Simple Present Tense

A. Snow White _____ the apple and _____ to the floor.

eats / ate

drops / dropped

Simple Past Tense

B. He _____ his kingdom but it was a long time since he _____ there.

builds / built

lived / lives

3. Aleksander says,



To change the sentence below to the simple past tense, I only need to remove the suffix -s then add -ed onto the underlined verbs.

An eagle swoops down from high in the mountains and sits next to the beautiful waterfall.

Explain the mistake he has made.

Writing



Think and Write

*Use this picture to inspire you to think and write.
Using the following pattern of sentences to help you describe the
picture.*

*Remember to say your sentence out loud first before you write it
and you need to include the correct punctuation!*

Sentence 1: Write a sentence that includes the coordinating conjunction **but**.

Sentence 2: Write a sentence that uses an **apostrophe** to show that something belongs to the man.

Sentence 3: Write a sentence to include the article 'an'

Sentence 4: Write a sentence that contains a word with the suffix -ed

Sentence 5: Write a question sentence.