

Lesson 1

Telling the Time

In Focus

Sam asked Ravi where he was at 9:30 and
Ravi said he was in school.
Later, he said he was at home at 9:30.

Could Ravi have been telling the truth?



Let's Learn

1



Ravi was in class at half past nine in the morning.
We write the time as **9:30 a.m.**

We use **a.m.** to tell the time from just after
12 midnight to just before 12 noon.

2



Ravi was at home at half past nine at night.
We write the time as **9:30 p.m.**

We use **p.m.** to tell the time from just after
12 noon to just before 12 midnight.

3



Sam brushes his teeth at 8:15 in the morning.
We write the time as 8:15 a.m.

The hour hand
is just after 8.



4



Emma finishes reading her book at 1:30 in the afternoon.
We write the time as 1:30 .

Where is the
hour hand?



5



The programme ends at 6:55 in the evening.
We write the time as 6:55 .

The hour hand
is almost at 7.



Guided Practice

Tell the time using a.m. or p.m.

(a)



(b)



(c)



(d)




Telling the Time

Lesson 2

In Focus



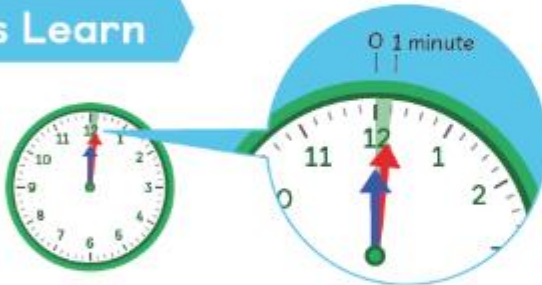
What time does the clock show?

Using a , turn the minute hand to show one hour. What do you notice about the hour hand?



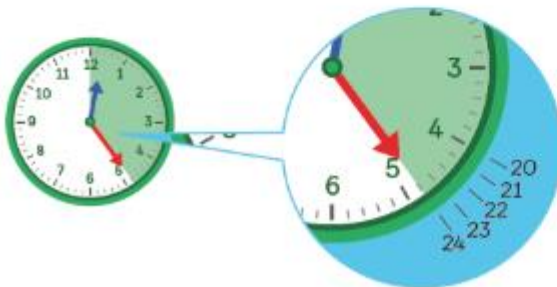
Let's Learn

1



Each small marking on the clock face stands for 1 minute.
The minute hand shows 1 minute after the hour, so the time is 12:01.

2



The time is .

We can count on in fives.

The train is arriving at 12:24 in the afternoon.
Should we use a.m. or p.m.?



Next

3



The flight arrived at
 a.m.

4



The bus arrived at
 p.m.

Guided Practice

Write the time.

(a)



(b)



(c)



(d)



What do we need to do to tell time to the minute?