

Part 1 Spanish Cuaderno de vocabulario




Nombre: _____

Clase: _____



Vocabulario - ¡Vamos!



Las instrucciones

Listen to ... - Escuchad...
Write... - Escribid
Copy... - Copiad...
Close ... - Cerrad...
Open ... - Abrid ...
Take ... - Coged...
Look at ... - Mirad...
Repeat - Repetid
Sit down - Sentaos
Stand up - Levantaos
Put your hand up -
Levantad la mano
Silence - Silencio
Homework - Los deberes
Work in pairs - Trabajad
en parejas

Los objetos

What...? - ¿Qué...?
What do you have...? -
¿Qué tienes..?
What do you have in your
bag - ¿Qué tienes en tu
bolso?
I have... - Tengo...
an exercise book - un
cuaderno
a calculator - una
calculadora
a pencil - un lápiz
a rubber - una goma
a book - un libro
a mobile phone - un móvil
a purse - una billetera
a ruler - una regla
a bag - un bolso
a pen - un bolígrafo (un
boli)
a pencil case - un estuche

Los números

How many...? - ¿Cuántos...?
1 - uno
2 - dos
3 - tres
4 - cuatro
5 - cinco
6 - seis
7 - siete
8 - ocho
9 - nueve
10 - diez
11- once
12 - doce
13 - trece
14 - catorce
15 - quince
16 - dieciséis
17 - diecisiete
18 - dieciocho
19 - diecinueve
20 - veinte
21 - veintiuno
22 - veintidós
30 - treinta
31 - treinta y uno

El alfabeto


How...? - ¿Cómo...?
How do you spell...? -
¿Cómo se escribe...?
You spell it ... - Se
escribe...

La edad

How many...? - ¿Cuántos...?
How old are you (how many
years do you have...)? -
¿Cuántos años tienes?
I have... years - Tengo...
años.



Vocabulario - ¡Vamos!



Los meses

January - enero
February - febrero
March - marzo
April - abril
May - mayo
June - junio
July - julio
August - agosto
September - septiembre
October - octubre
November - noviembre
December - diciembre

Los días de la semana

What...? - ¿Qué...?
What day is it? - ¿Qué día es?
It's - Es el...
Monday - lunes
Tuesday - martes
Wednesday - miércoles
Thursday - jueves
Friday - viernes
Saturday - sábado
Sunday - domingo

Los cumpleaños

When...? - ¿Cuándo...?
When is your birthday -
¿Cuándo es tu cumpleaños?
My birthday is in... - Mi
cumpleaños es en...
My birthday is the... of... -
Mi cumpleaños es el... de ...

En clase


What...? - ¿Qué...?
What is there...? - ¿Qué
hay...?
What is there in your
classroom? - ¿Qué hay en
el aula?
In the classroom there is...
- En el aula hay...
the rulers - las reglas
the projector - la
proyectora
the window - la ventana
the teacher - el (la)
profesor(a)
the table - la mesa
the whiteboard - la
pizarra
the chair - la silla
the stereo - el estereo
some exercise books - los
cuadernos
a pencil - un lápiz
the pens - los bolígrafos
eight pencils - ocho lápices
four windows - cuatro
ventanas
It's Paco's pencil. - Es el
lápiz de Paco

Los colores

white - blanco/a/os/as
blue - azul/es
grey - gris/es
yellow - amarillo/s
brown - marrón/marrones
black - negro/a/os/as
orange - naranja/as
pink - rosa/as
red - rojo/a/os/as
green - verde/es
purple - morado/a/os/as



Vocabulario - La familia



Mis hermanos

Do you have ...? -

¿Tienes...?

Do you have siblings? -

¿Tienes hermanos?

How many...? - ¿Cuántos...?

How many brothers and sisters do you have? -

¿Cuántos hermanos tienes?

I have... - Tengo ...

I don't have... - No tengo...

I don't have any siblings -

No tengo hermanos

a brother - un hermano

a sister - una hermana

a step-brother/half

brother - un hermanastro

a step-sister/half sister -

una hermanastra

a brother called... - un

hermano que se llama...

two sisters called... - dos

hermanas que se llaman...

I am... - Soy...

an only child (male) - hijo único

only child (female) - hija única

La familia

Who... - ¿Quién...?

Who do you have in your family? - ¿Quién tienes en tu familia?

I have... - Tengo...

my friend (male) - mi amigo

my half- /stepbrother - mi hermanastro

my brother - mi hermano

my grandfather - mi

abuelo

my uncle - mi tío

my father - mi padre

my friend (female) - mi

amiga

my half- /stepsister - mi

hermanastra

my grandmother - mi

abuela

my mother - mi madre

my sister - mi hermana

my aunt - mi tía

my family - mi familia

my parents - mis padres

my grandparents - mis

abuelos

Los animales

Do you have ...? -

¿Tienes...?

Do you have pets? -

¿Tienes mascotas?

How many...? - ¿Cuántos...?

How many pets do you have? - ¿Cuántas mascotas tienes?

I have... - Tengo ...

I don't have... - No tengo...

an animal - un animal (some animals - unos animales)

a pet - una mascota

a spider - una araña

a cat - un gato

a horse - un caballo

a dog - un perro

a guinea pig - una cobaya

a hamster - un hámster

(some hamsters - unos hamsters)

a rabbit - un conejo

a bird - un pájaro

a fish - un pez

(some fish - unos peces)

a snake - una serpiente

a mouse - un ratón

(some mice - unos ratones)


a tortoise - una tortuga

I don't have any

animals/pets - no tengo animales/mascotas



Vocabulario - La familia



El aspecto físico

How...? - ¿Cómo...?

What are you like?

(Literally - how are you?) -

¿Cómo eres?

I am... - Soy...

You are... - Eres

He is... - Es...

She is... - Es...

short - bajo/a

tall - alto/a

of médium height - de
estatura media

active - activo/a

chatty - hablador/a

greedy - glotón/ona

happy - feliz

smart - inteligente

bossy - mandón/ona

lazy - peresoso/a

shy - tímido

a bit - un poco

quite - bastante

very - muy

Los ojos y el pelo

How...? - ¿Cómo...?

What are you like?

(Literally - how are you?) -

¿Cómo eres?

I have... - Tengo...

You have - Tienes...

Do you have ...? -

¿Tienes...?

He has... - Tiene...

She has... - Tiene...

blue/grey/brown/green
eyes - los ojos

azules/grises/marrones/
verdes

fair hair - el pelo rubio

brown hair - el pelo

marrón

dark hair - el pelo negro

red hair - el pelo pelirrojo

short hair - el pelo corto

long hair - el pelo largo

curly hair - el pelo rizado

I don't have any hair - no
tengo pelo

I'm bald - soy calvo/a

I wear glasses - Llevo
gafas

Los verbos

I am - Soy...

You are - Eres...

He is - Es...

She is - Es...

I have - Tengo...

You have - Tienes...

He has - Tiene...

She has - Tiene...

He/she wears - Lleva...

He/she is wearing - Lleva...



Vocabulario - En mi casa



¿Dónde vives?

Where...? - ¿Dónde...?

Where do you live? -

¿Dónde vives?

to live - vivir

I live in... - Vivo en...

I live in Macclesfield -

Vivo en Macclesfield

You live in Wilmslow -

Vives en Wilmslow

He/she lives in Congleton -

Vive en Congleton

He/she lives in Poynton -

Vive en Poynton

Where...? - ¿Dónde...?

Where is it (located)? -

¿Dónde está?

Está... - It is...

Está en... - It is in...

in a village/town - en un pueblo

in a city- en una ciudad

in the capital - en la capital

in the country - en el campo

in the mountains - en la montaña

in the mountains - en la montaña

on the coast - en la costa

in the desert - en el desierto

in the desert - en el desierto

in the desert - en el desierto

in the desert - en el desierto

El mundo hispanohablante

Where...? - ¿Dónde...?

Where do you live? -

¿Dónde vives?

I live in... - Vivo en...

Spain - España

Mexico - México

Colombia - Colombia

Ecuador - Ecuador

Peru - Perú

Argentina - Argentina

Costa Rica - Costa Rica

Chile - Chile

Cuba - Cuba

Venezuela - Venezuela

Las viviendas

Where...? - ¿Dónde...?

Where do you live? -

¿Dónde vives?

I live in... - Vivo en...

You live in... - Vives en...

He lives in... - Vive en...

She lives in... - Vive en...

a semi-detached house -

una casa adosada

a big house - una casa grande

a small house - una casa pequeña

a small house - una casa pequeña

a small house - una casa pequeña

a flat - un piso/un

apartamento

a farm - una granja

a boat - un barco

En casa

What...? - ¿Qué...?

What is in your house? -

¿Qué hay en tu casa?

In my house there is... - en mi casa hay...

on the ground floor - en la planta baja

on the first floor - en la primera planta

on the second floor - en la segunda planta

on the third floor - en la tercera planta

in the attic - en el ático

in the basement - en el sótano

there is/are... - hay

the bedroom - el dormitorio

the bedroom - el dormitorio

the kitchen - la cocina

the hall - la entrada

the garage - el garaje

the garden - el jardín

the dining-room - el comedor

the dining-room - el comedor


the bathroom - el cuarto de baño

the bathroom - el cuarto de baño

the living-room - el salón

the living-room - el salón

the living-room - el salón



Vocabulario - En mi casa



En mi dormitorio

What...? - ¿Qué...?

What is in your bedroom?

- ¿Qué hay en tu dormitorio?

In my bedroom there is... -
en mi dormitorio hay...

There is/are... - Hay...
lots of... - muchos

a wardrobe - un armario

a desk - un escritorio

a chair - una silla

a soft toy - un peluche

a chest of drawers - una
cómoda

a bookshelf - una
estantería

a lamp - una lámpara

a bed - una cama

a rug - una alfombra

the wall - la pared

a computer - un ordenador

a poster of - un poster de...

the curtains - las cortinas

a table - una mesa

a TV - un televisor

Las preposiciones

Where...? - ¿Dónde...?

Where is your furniture? -

¿Dónde están tus
muebles?

Where is it...? -

¿Dónde está...?

Where are...? - ¿Dónde
están...?

in - en

on top of - encima de

behind - detrás de

in front of - delante de

under - debajo de

between - entre

next to - al lado de

Por la tarde

What...? - ¿Qué...?

What do you do in the
evening? - ¿Qué haces por
la tarde?

What do you do in the
evening with your family? -

¿Qué haces por la tarde
con tu familia?

We listen - Escuchamos

We play - Jugamos

We eat dinner - Cenamos

We cook - Cocinamos

We watch TV - Miramos la
tele

We phone friends -

Llamamos a los amigos

We work - Trabajamos

Los números 20-60

20 - veinte

30 - treinta

31 - treinta y uno

32 - treinta y dos

33 - treinta y tres

34 - treinta y cuatro

40 - cuarenta

50 - cincuenta

60 - sesenta

La hora

What...? - ¿Qué...?

What time is it? - ¿Qué
hora es?

It's one o'clock - Es la una

It's two o'clock - Son las
dos

It's seven o'clock - Son las
siete

It's ten past seven - Son
las siete y diez

It's quarter past seven -
Son las siete y cuarto

It's half past seven - Son
las siete y media

It's twenty to eight - Son
las ocho menos veinte

It's quarter to eight - Son
las ocho menos cuarto

It's ten to eight - Son las
ocho menos diez

It's midday - Es mediodía

It's midnight - Es
medianoche

Target Setting

Listening strategies

- 1 **Check instructions.** Before you hear the recording, look at what you are asked to do: read the rubric/instruction for the exercise, so you know what to listen out for.
- 2 **Review questions.** Read through all the questions before you hear the recording. You will then know the type of information you have to listen for.
- 3 **Guess answers in advance.** Think about the range of possible answers to the question and about the vocabulary that might come up. This will mean you are better prepared when you hear the recording.
- 4 **Relax.** Prepare yourself for the exercise. Stay focused but relaxed. Sometimes concentrating too hard on listening can stop you from hearing.
- 5 **Gist first.** You will generally hear a listening passage twice. The first time, listen to get the gist (general meaning); the second time, concentrate on the specific information you are asked to find.
- 6 **Note-taking.** Try different ways of noting down information. Make notes in Spanish, make notes in English, draw symbols and images, etc. Identify the way that works best for you.
- 7 **Focus on key words.** It doesn't matter if you don't understand every word - focus on the ones you need to help you answer the questions and don't let yourself get distracted by language you don't need to understand.

Reading strategies

- 1 **Overview.** Read the whole text to get a general understanding of it (gist) first, before looking for specific details.
- 2 **Get ready.** Make sure that you understand exactly what you need to do. Read the rubric/instruction for the exercise, the questions and any example given carefully.
- 3 **Use cognates.** Look for words that are closely related in Spanish and English. Try to spot similarities that will help you work out what words mean.
- 4 **Use context.** Use other parts of the text to work out a new word, e.g. you might not know/remember the word *domingo*, but if you recognise *viernes* and *sábado* in the same text, you can make an educated guess that it means 'Sunday'.
- 5 **Use reference sources.** If you can't work out a word, look it up. You will find a bilingual dictionary increasingly useful too.
- 6 **Use the structure of the text.** The answers to an exercise are often found in order in the text. If you have found answers 1 and 3, answer 2 is probably to be found in between in the text. Look carefully there!
- 7 **Grammar clues.** Look for grammatical clues and read the text carefully. Is it the present tense or the preterite, for example? Is it just one - *un cine* or more - *unos cines*? Be careful and always check your answers.

Vocabulary learning

- 1 **Look, say, cover, write, check.** Use this strategy to help memorise vocabulary.
- 2 **Post-it notes.** Write new words on Post-it notes and stick them around your bedroom, so that you keep seeing Spanish words at different times.
- 3 **Word cards.** Put new words on cards with the Spanish on one side and the English on the other, to help you test and re-test yourself when learning.
- 4 **Vocabulary ranking.** When you are learning a new vocabulary group, try writing out the words in a ranking order of difficulty - start with the difficult ones and spend more time learning those.
- 5 **Colour coding.** Write masculine words in blue and feminine words in red to help you remember gender and the correct article.
- 6 **Language links.** Make links in your mind when meeting new words. Are they similar to English? Is there a simple trick to remember the word? *serpiente* is similar to the English 'serpent'; *cinco* sounds like 'thin coat' - so you could imagine a thin person in a coat!
- 7 **Language patterns.** Look for patterns in the Spanish words and use these to your advantage. Once you know the spelling of *hermano*, you do not need to re-learn it in the for the word *hermana*, just remember to change the ending.

Study skills

- 1 **Have a go!** You need to speak Spanish to both your partner and your teacher. Don't be worried - just have a go, even if you make a mistake.
- 2 **Don't panic.** When your teacher explains an activity in Spanish, use the clues: watch your teacher; look at the example; make a sensible guess.
- 3 **Stay organised.** Keep your Spanish exercises/other class material all together in a file or folder. Keep your vocabulary lists and grammar notes up to date and in the same place. This will make reviewing material much easier.
- 4 **Check and redraft.** Whenever you complete a Spanish writing activity, read over what you have done. Focus on checking particular elements in the text, e.g. spelling and accents, adjective agreements, verb endings, etc. Then rewrite your text, making corrections as necessary.
- 5 **Work with others.** Working with others can make your learning more effective. Not only does it mean you can really test how your Spanish is developing, it is also motivating to have someone else involved. Ask a friend or family member to test you on vocabulary, verb forms, etc. Work with a class partner after school to practise speaking in Spanish.
- 6 **Revise regularly.** Spend some time each week looking over vocabulary and grammar you have learned so far. This will help language stick in your memory and make revising for tests much easier.
- 7 **Review targets.** Don't just set targets and then ignore them. Review targets regularly. Are you getting there? It will really help you improve!

El alfabeto

a	ah	h	aah cheh	n	eh neh	t	teh
b	beh	i	ee	ñ	eh ni eh	u	ooh
c	theh	j	hoh tah	o	oh	v	ooh beh
d	deh	k	kah	p	peh	w	ooh beh doh bleh
e	eh	l	eh leh	q	cooh	x	eh kees
f	eh feh	ll	eh li eh	r	eh reh	y	ee gree eh gah
g	heh	m	eh meh	s	eh seh	z	theh tah

Los números

0	cero	10	diez	20	veinte	30	treinta
1	uno	11	once	21	veintiuno	31	treinta y uno
2	dos	12	doce	22	veintidós	32	treinta y dos
3	tres	13	trece	23	veintitrés	33	treinta y tres
4	cuatro	14	catorce	24	veinticuatro	34	treinta y cuatro
5	cinco	15	quince	25	veinticinco	35	treinta y cinco
6	seis	16	dieciséis	26	veintiséis	36	treinta y seis
7	siete	17	diecisiete	27	veintisiete	37	treinta y siete
8	ocho	18	dieciocho	28	veintiocho	38	treinta y ocho
9	nueve	19	diecinueve	29	veintinueve	39	treinta y nueve

40	cuarenta
41	cuarenta y uno
42	cuarenta y dos

50	cincuenta
51	cincuenta y uno
60	sesenta

70	setenta
80	ochenta
90	noventa

100	cien
101	ciento uno
120	ciento veinte

200	doscientos
500	quinientos
923	novecientos veintitrés

1,000	mil
2,000	dos mil
1,000,000	un millón

Los números ordinales

1°	primero	2°	segundo	3°	tercero	4°	cuarto	5°	quinto
6°	sexto	7°	séptimo	8°	octavo	9°	noveno	10°	decimo

Español en clase

<i>problems</i>	<i>los problemas</i>
<i>Excuse me!</i>	¡Perdone!
<i>I have a</i>	tengo un/una
<i>I don't have a</i>	no tengo
<i>Will you lend me a... ?(to friend)</i>	¿Me dejas un/una... ?
<i>Will you lend me a... ?(to adult)</i>	¿Me deja un/una... ?
<i>I've ...</i>	he ...
<i>I haven't ...</i>	no he ...
<i>... finished</i>	... terminado
<i>... understood</i>	... entendido
<i>... decided</i>	... decidido
<i>... forgotten ...</i>	... olvidado ...
<i>... lost ...</i>	... perdido ...
<i>I wasn't here</i>	no estaba aquí
<i>he's/she's not here</i>	no está aquí
<i>he's ill</i>	está enfermo
<i>she's ill</i>	está enferma
<i>Can you repeat that please?</i>	¿Puede repetirlo, por favor?
<i>questions</i>	<i>las preguntas</i>
<i>May I go to the toilet?</i>	¿puedo ir a los servicios?
<i>May I go to the medical room?</i>	¿puedo ir a la enfermería?
<i>May I open the window?</i>	¿puedo abrir la ventana?
<i>May I close the door</i>	¿puedo cerrar la puerta?
<i>May I take off my blazer?</i>	¿puedo quitarme el blazer?
<i>How do you say "----" in Spanish?</i>	¿cómo se dice "----" en español?
<i>classroom objects</i>	<i>los objetos de la clase</i>
<i>a (red/blue/black/green) pen</i>	un boli (rojo/azul/negro/verde)
<i>a pencil</i>	un lápiz
<i>a ruler</i>	una regla
<i>an exercise book</i>	un cuaderno
<i>a book</i>	un libro
<i>a rubber</i>	una goma
<i>a whiteboard</i>	una pizarra
<i>a felt pen</i>	un rotulador
<i>an eraser</i>	un borrador

