


Finding Vertical and Horizontal Lines

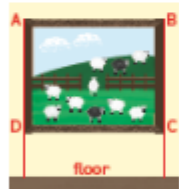
In Focus



The pictures are rectangular in shape and are hanging upright on the wall. What can you say about the sides of the rectangles?

Let's Learn

- 1 What can you say about line AD and line BC?



Vertical lines are perpendicular to the floor.
Vertical lines are parallel to each other.

They are vertical lines.



- 2 What can you say about line AB and line DC?



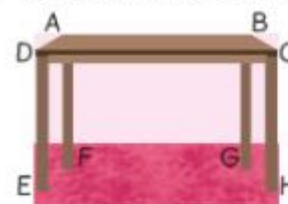
Horizontal lines are parallel to the floor.

They are horizontal lines.



Lesson 3

- 3 The picture shows a table on a level floor.



List all the horizontal and vertical lines in the picture.

List all the pairs of perpendicular and parallel lines in the picture.

Activity Time

Work in groups of 3.

What you need:



- ① Tie the weight to the end of the string.



This is a plumb line.
It is usually used to check whether objects are vertical.



- ② Use the plumb line that you have made to check for objects in the classroom that have vertical lines.



Can you find horizontal lines on these objects?
How can you tell?



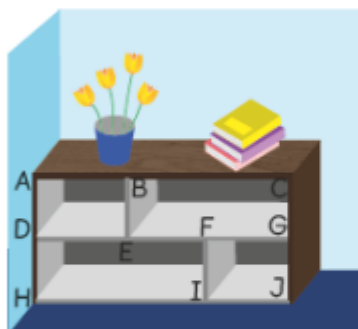
- ③ Make a list of objects that you have found. Share your list with your classmates.

Guided Practice

- Find vertical lines in your room.
Find horizontal lines in your room.

vertical lines	horizontal lines

- Look at the shelf.



- List 5 horizontal lines.

, , , ,

- List 3 vertical lines that have the same length.

, ,